

Knights of North Castle At-Home Packet





Contents






Bible Background	2
Craft: Shield of Faith.....	3-4
Science: Pencil Flips	6-7
Snack: Icing on the Lake.....	8
Reflection	9
Closing Prayer	10
Younger Elementary Fun Page	11
Older Elementary Fun Page	12
VBS Take Home Page	13
Coloring Page.....	14
Preschool Science: Will It Float.....	15

Materials



Craft

-  posterboard or recycled cereal boxes
-  white construction paper
-  glittered paper in shades of blue
-  markers, colored pencils, and crayons in varying shades of blue
-  school glue
-  duct tape and sturdy scissors (ADULT use only)
-  **Craft Theme Stickers** (optional)

Science

-  unsharpened pencils
-  unlined 3-by-5 cards
-  clear tape
-  colored pencils
-  markers or crayons

Snack

-  1 full graham cracker
-  ½ graham cracker
-  5 Teddy Grahams® snacks
-  Goldfish® crackers
-  vanilla frosting
-  blue food coloring
-  knife (adult use only)
-  jumbo craft sticks or other child-safe spreaders
-  small- to medium-sized bowl
-  large spoon or spatula
-  small spoons

Bible Background

Matthew 14:22-33

Shield of Faith

Walking by faith isn't easy, especially if it means walking on water! In today's Bible story, Jesus had just finished feeding more than five thousand people. As the crowd began to disperse, Jesus instructed his disciples to go on ahead to the other side of the lake.

The disciples followed Jesus' instructions. The Bible says that Jesus went up on a mountain to pray. Evening came, and soon the disciples found themselves fighting a mighty headwind. By morning, they were far from land, but then something totally surprising happened—the disciples saw the figure of a man coming toward them, walking on the lake. "It's a ghost!" someone exclaimed. Then Jesus made himself known: "Be encouraged! It's me. Don't be afraid."

"Lord, if it's really you," Peter said, "let me walk out to you on the lake." Jesus invited Peter to come. Peter took a few steps onto the surface of the water, but when he looked at the wind and waves, he began to sink. He called out to Jesus, "Save me!" Jesus reached out and grabbed him and said, "You of weak faith! Why did you doubt?"

It is easy to read Jesus' words as a stern rebuke. Perhaps they were, but maybe not. Reread Jesus' words and imagine those words being given with a smile and a wink. Even a little faith is better than none. Jesus said that we could move mountains with faith the size of a mustard seed. It's not the amount of faith we have that makes the difference. Rather, it's who we put our faith in. People put their faith in lots of things every day. We place our faith in how much money we have in the bank. We place our faith in how our interpersonal relationships are going. We place our faith in vehicles to get us from point A to point B each day. There's nothing wrong with putting faith in these things, but sometimes we fail to examine where we are placing our faith.

Peter was challenged to examine where he put his faith. In that moment, he chose to place his faith in Jesus. Because he did, it allowed him to do the impossible: to walk on water. We may not see large-scale miracles occur often, but in little ways every day, we can see how faith in Jesus gives us protection against all the things that make us afraid. Faith shields our hearts. Like the disciples, we can hear Jesus say, "Be encouraged! It's me. Don't be afraid."



Bible Story

Jesus Walks on Water
Matthew 14:22-33

Castle Callout

Armor Up with Faith!

Teacher Tip

This Bible Background feature is a supplemental aid provided to give you context for each session's story before you teach it. ***You may share this information with your Knights, if desired, but it is not a recommended portion of the intended lesson.***

Additional Bible reading:

▣ Hebrews 11

▣ Matthew 17:20

Make-It-And-Take-It Bible Craft

Shield of Faith

Purpose

Knights will create part of the Armor of God to help them to remember their quests from VBS.

Preparation

Trace the shield template (page 4) onto the poster board and cut it out. Cut poster board into 2" strips to use as handles for the shields. Cut the blue squares. Cut out letters to spell "FAITH" from white construction paper. Cut glittered paper into 1/4" squares.


Directions



Step 1: Give each child a set of letters that spell out "FAITH." Instruct Knights to draw wavy lines on each letter to represent the water from today's lesson. Glue letters onto the shield.



Step 2: Glue the 1/4" squares of glittered paper onto the shield.



Step 3: Help Knights attach a handle to the back of the shield using the 2" strips and duct tape. Refer to Step 3 on page 24 for a picture.

Ages

Appropriate for all ages.

Teacher Tip

If time allows, have Knights cut out their own shields and handles.



Bible Story

Jesus Walks on Water

Matthew 14:22-33


Castle Callout

Armor Up with Faith!

Materials

- posterboard or recycled cereal boxes
- letter spelling out "FAITH"
- white construction paper
- glittered paper in shades of blue
- markers, colored pencils, and crayons in varying shades of blue
- school glue
- duct tape and sturdy scissors (ADULT use only)
- Craft Theme Stickers** (optional)

Option: Have Knights divide shields into sections and decorate each section to illustrate ways God has given them the strength to do amazing things.



Pencil Flips

I. Preparation

Prepare two images. One should show a representation of Jesus (a stick figure is fine!); the other image should show the stormy sea.

II. Introduction

Say Something Like: **In our Bible story, Jesus walked across the water. This miracle helped the disciples know that Jesus was in control of the wind and the waves. We're going to do a science experiment that will let us see an image of Jesus showing up on our own stormy sea. Hold up your two pictures, of Jesus and the stormy sea.**

Ask: **Do you think there is a way we can make it seem as if we seeing both pictures at the same time?**

Ask: **Do you have any ideas on how we could do it?**

III. Experiment

Have your Knights complete the following directions:

Step 1. Fold your index card in half. On one side, draw a stormy sea. On the other side, draw a picture of Jesus with no background.

Step 2. Stick your pencil into the folded note card so that the note card sits on the pencil like a lollipop on its stick. Use a small piece of tape on each side to attach the note card to the pencil.

Step 3. Roll the pencil back and forth in your hand very quickly and watch the pictures. You should see Jesus standing on the stormy sea.

Steps 1



Step 2



Step 3



Bible Story

Jesus Walks on Water

Matthew 14:22-33

Castle Callout

Armor Up with Faith!

Materials

- unsharpened pencils
- unlined 3-by-5 cards
- clear tape
- colored pencils
- markers or crayons

Teacher Tip


You may want to pre-draw some cards for younger Knights.

IV. How does it work?

When your eyes catch an image, they send it to your brain. Your brain holds on to that image for about 1/15 of a second. If you look at a new image during that time, your brain merges the two. This is the science behind movies and cartoons. Cartoons are a stream of drawings that change very quickly, but your brain sees them as constant movement. You have created a tiny cartoon in your hand!

V. Bible Tie-in







Flipping the pencils helped us see an image of Jesus in the stormy sea. When you are in a tough spot, you can picture the ways that God has been faithful in the past, and that will help you remember to look for God at work in your current situation.










Icing on the Lake

Bible Story Snack

Ingredients

-  1 full graham cracker
-  ½ graham cracker
-  5 Teddy Grahams® snacks
-  Goldfish® crackers
-  vanilla frosting
-  blue food coloring

Directions

-  Use food coloring to make vanilla frosting blue, the color of water.
-  Spread frosting in the middle of 1 graham cracker. Apply close to the edge, but do not cover cracker completely.
-  (Adults only): Use knife to cut corners of 1/2 a graham cracker to make boat shape.
-  Stand boat diagonally in corner.
-  Use frosting to adhere Teddy Grahams® to boat.
-  Put Goldfish® crackers around boat.
-  Place 2 Teddy Grahams® (Peter and Jesus) in water facing each other.



Bible Story






Jesus Walks on Water

Matthew 14:22-33

Castle Callout

Armor Up with Faith!

Materials

-  knife (adult use only)
-  jumbo craft sticks or other child-safe spreaders
-  small- to medium-sized bowl
-  large spoon or spatula
-  small spoons



**BE STRONG IN THE LORD AND
IN THE STRENGTH OF HIS
POWER! EPHESIANS 6:10**



Reflection Time Journaling

Younger Knights

First and second graders complete the **Younger Elementary Reproducible Fun Page** on page 10.

As Knights are journaling, discuss the following questions.

- 🏰 **How do you think you would feel if you were out in the middle of the lake and saw Jesus walking toward you on the water?**
- 🏰 **Would you try to walk on the water like Peter did? How do you think you'd feel when you took those first steps on top of the water?**
- 🏰 **The story tells us that the disciples worshipped Jesus after the storm calmed. Have you ever seen someone do something amazing and been in awe? Do you think that was anything like what the disciples felt?**

Going around with Jesus, like Peter and the other disciples did, must have filled their days with awesome moments. It may have also helped them have a strong faith.

Speaking of strong, who can say our Banner Verse with me? ("Be strong in the Lord and in the strength of his power." Ephesians 6:10)

Sometimes having faith in God is not easy. But even though we do not physically walk around with Jesus and the disciples, we've probably all had awesome moments or special memories. These can help us know how much God loves us and can keep us in the strength of God's power.

Older Knights

Third through sixth graders complete the **Older Elementary Reproducible Fun Page** on page 11.

As Knights are journaling, discuss the following questions.

- 🏰 **Have any of you been on a boat? Have you ever been in a storm on a boat? How did that feel?**
- 🏰 **When Peter and the other disciples saw Jesus walking on the water in the storm, they thought he was a ghost. What would you think if you saw someone coming toward your boat, walking on the water, in a storm?**
- 🏰 **If you tried to walk on water, like Peter did, how do you think you'd feel when you took those first steps?**
- 🏰 **The disciples worshipped Jesus after the storm calmed. Have you ever seen someone do something amazing and been in awe?**

Going around with Jesus must have been full of awesome moments. It may have also helped build a strong faith.

Speaking of strong, who can say our Banner Verse with me? ("Be strong in the Lord and in the strength of his power." Ephesians 6:10)

We've all had awesome moments or special memories. Remembering these can help us know how much God loves us and keep us in the strength of God's power.

Closing Prayer

Jesus challenged Peter and the other disciples to have faith.

Faith means believing in something even when we can't see it.

One thing that we know is very real, even when we can't see it, is breath.

For our closing today, we are going to do a simple breath prayer that focuses on a key word from each of our weekly Castle Callouts.

Let's all take in a gentle breath through the nose, then sigh out the word "Truth."
(Lead Knights in doing this.)

That was our Castle Callout for the story of Shadrach, Meshach, and Abednego standing true.

Let's take in another gentle breath through the nose, this time sighing out the word "Justice."
(Lead Knights in doing this.)

That was our Castle Callout for the story of David defeating Goliath.

Now let's breathe in and sigh out the word "Peace."
(Lead Knights in doing this.)

That was our Castle Callout for the story of Mary journeying to Bethlehem.

Finally, let's breathe in and sigh out our Castle Callout for today—"Faith."
(Lead Knights in doing this.)

That was our Castle Callout for the story of Jesus walking on water.

Let's breathe in and sigh out the word "Faith" one more time.
(Lead Knights in sighing out the word "Faith.")

Amen.

(Consider inviting Knights to breathe in and sigh out the word "Amen" as well.)



Bible Story

Jesus Walks on Water
Matthew 14:22-33

Castle Callout

Armor Up with Faith!

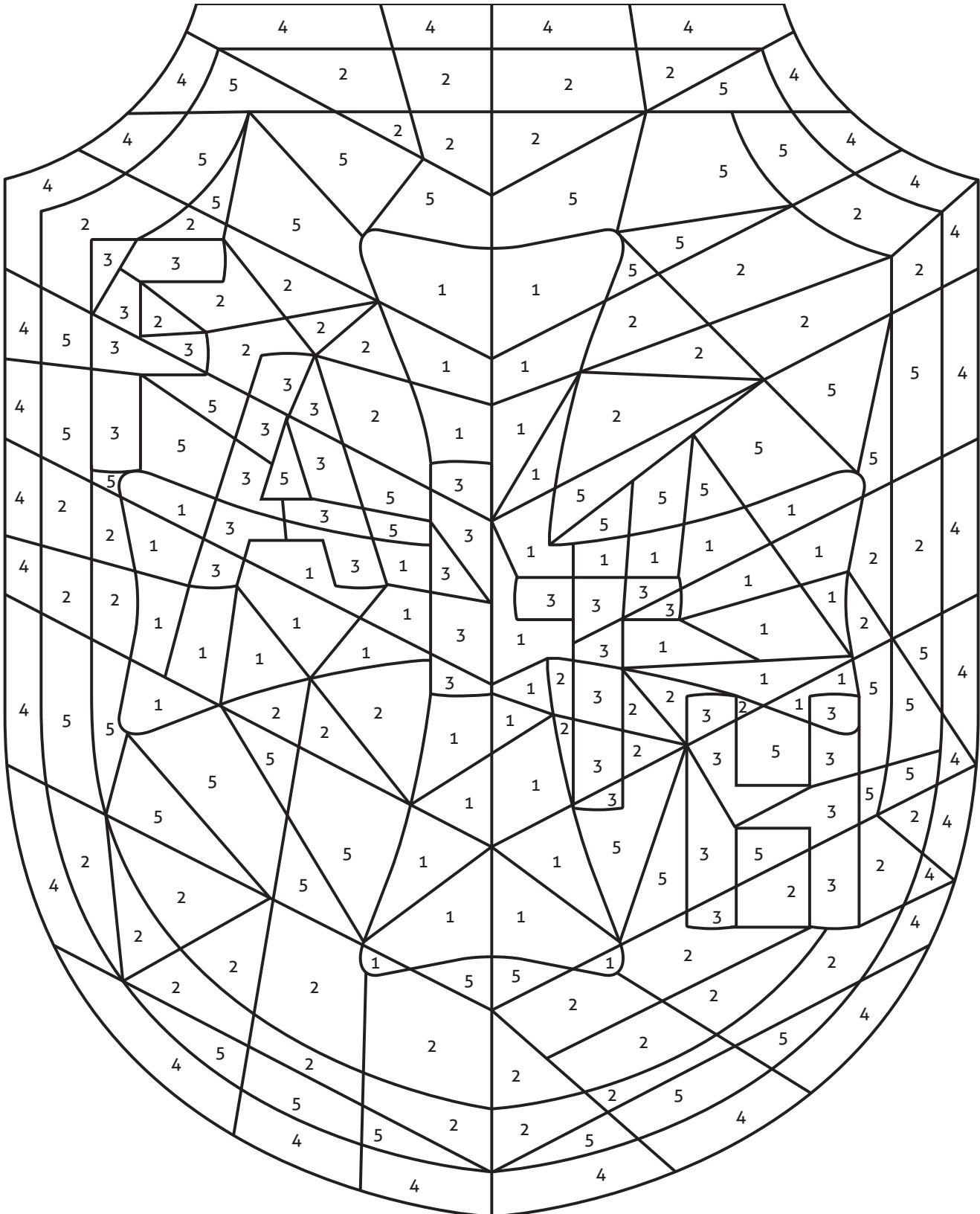
Castle Callout



Armor Up with Faith!

Color the picture according to the color-key below to discover the Castle Callout word for this session.

1 = yellow 2 = blue 3 = orange 4 = green 5 = purple



Banner Verse



Ephesians 6:10 (NRSV)

Each set of alphabet letters below is missing a letter. Find the missing letters and write them in the blanks at the right. Then read down. You will discover the two words you need to complete the Banner Verse.



BE STRONG IN THE LORD
AND IN THE _____
OF HIS _____!
EPHESIANS 6:10 (NRSV)

ABCDEFGHIJKLMNOPQRTUVWXYZ _____
 ABCDEFGHIJKLMNOPQRSUVWXYZ _____
 ABCDEFGHIJKLMNOPQSTUVWXYZ _____
 ABCDFGHIJKLMNOPQRSTUWXYZ _____
 ABCDEFGHIJKLMOPQRSTUVWXYZ _____
 ABCDEFHIJKLMNOPQRSTUVWXYZ _____
 ABCDEFGHIJKLMNOPQRSUVWXYZ _____
 ABCDEFGIJKLMNOPQRSTUVWXYZ _____

ABCDEFGHIJKLMNOPQRSTUVWXYZ _____
 ABCDEFGHIJKLMNPQRSTUVWXYZ _____
 ABCDEFGHIJKLMNOPQRSTUVXYZ _____
 ABCDFGHIJKLMNOPQRSTUVWXYZ _____
 ABCDEFGHIJKLMNOPQSTUVWXYZ _____

TAKE-HOME PAGE

CASTLE CALLOUT

Armor Up with Faith!



Session

4

BIBLE STORY

Jesus Walks on Water

Matthew 14:22-33

Our Bible story begins after Jesus miraculously fed about five thousand people. Jesus instructed his disciples to go ahead of him to the other side of the lake. The disciples did as he said, and Jesus went up to a mountain to pray. Night came and the disciples—still on the lake—found themselves in the midst of a storm. Early in the morning, they saw the figure of a man walking toward them on the lake. They were terrified and screamed, thinking it was a ghost! They didn't know it was Jesus until he said, "Be encouraged! It's me. Don't be afraid" (verse 27).

Peter said, "'Lord, if it's you, order me to come to you on the water.' And Jesus said, 'Come.'" (verses 28-29). Peter took a few steps toward Jesus on the water. Then Peter felt a strong wind, became frightened, and began to sink. He shouted, "Lord, rescue me!" Jesus reached out and grabbed him and said, "You man of weak faith! Why did you begin to have doubts?" (verses 30-31).

FAMILY FOLLOW-UP

Let's think of some ways God's strength gives us faith. How does this faith in God help us do amazing things?

BANNER VERSE

Be strong in the Lord and in the strength of his power.

Ephesians 6:10

I am God's Knight and I am on a quest in search of the King's Armor at VBS! I heard ways to armor up with faith. Coming next time at VBS, Midnight Praise with Paul and Silas. Can't wait to see you!

VBS
UPDATE





Bible Story




Jesus Walks on Water

Matthew 14:22-33

Castle Callout

Armor Up with Faith!

Materials

-  plastic tub or large bowl
-  water
-  various objects to test for buoyancy (can include a cork, a marble, a coin, a leaf, etc.)

Preschool Science

Will It Float?

Invite Knights to guess if an item will sink or float. As they discover which items sink and which float, remind them of the Bible lesson.

Preparation

Fill a plastic tub or large bowl about $\frac{3}{4}$ full of water. Gather objects to test for buoyancy.

Experiment

SAY: Today our Bible story is about what happened when Jesus' friends were in a boat on the lake. Let's pretend this bowl is a lake.

Show Knights the items you have brought to test whether they will sink or float. Hold up one of the items.

ASK: When I put this in the water, do you think this will sink, or do you think it will float?

Place the item in the water. Repeat this process with all of the items to see which sink and which float. Discuss with Knights why each item sinks or why it floats.

SAY: Jesus' friends were afraid. But Jesus walked on the water to his friends. Jesus showed his friends the power of God. The friends had faith that God was with them and that Jesus was God's Son. They were no longer afraid.