

Knights of North Castle At-Home Packet











Contents








Bible Background.....	2
Craft: Belt of Truth.....	3
Science: Fire Extinguisher.....	4
Snack: Frosted Furnace.....	6
Reflection.....	7
Closing Prayer.....	8
Younger Elementary Fun Page.....	9
Older Elementary Fun Page.....	10
VBS Take Home Page.....	11
Coloring Page.....	12

Materials









Craft

-  white or cream colored material, 2¼" width and around 50" length
-  school glue
-  letters to spell TRUTH
-  felt
-  foam sheets
-  scissors
-  masking tape
-  markers

Science

-  Tall clear vase or jar
-  Clear bowl
-  Candle that is no taller than the bowl
-  Vinegar
-  Baking soda
-  Matches
-  Cloth or paper towel

Snack

-  strawberry-flavored toaster pastries
-  crystal sugar or sanding sugar: red, yellow, and orange
-  white frosting
-  Teddy Grahams® snacks
-  craft sticks or other child-safe spreaders
-  3 oz. sized paper cups
-  plastic spoons
-  paper plates

Bible Background

Daniel 3

Belt of Truth

The stories we read in the Book of Daniel take place at a time known as the Babylonian Exile. The city of Jerusalem had been conquered. A large number of Jewish people had been taken from their homes and forced to live in a foreign nation, the land of Babylon. Shadrach, Meshach, and Abednego were young Jewish men who were put into the service of King Nebuchadnezzar. Thankfully, they found favor with those in charge. But this quickly changed when Nebuchadnezzar set up an idol and commanded all people to worship it.

The directions were simple: When the people of Babylon heard the sound of special music playing, they were to stop whatever they were doing and bow down to worship Nebuchadnezzar's idol. Failure to follow this command was met with a harsh penalty—being thrown into a fiery furnace. The people followed the command. When the music played, everyone stopped what they were doing and bowed down to the idol. Everyone except for three of the Jewish exiles.

Hoping to tarnish the reputation of the young men in the eyes of the king, some Chaldeans reported that Shadrach, Meshach, and Abednego were not obeying the king's command. The men were questioned, but they did not lie about their disobedience: "We don't need to answer your question. If our God—the one we serve—is able to rescue us from the furnace of flaming fire and from your power, Your Majesty, then let him rescue us. But if he doesn't, know this for certain, Your Majesty: we will never serve your gods or worship the gold statue you've set up" (Daniel 3:16-18).

The three men were sentenced to death. Perhaps in an effort to prove how serious he really was, Nebuchadnezzar had the furnace heated seven times hotter than normal. Despite the intensity of the heat, the words of the three men held true. The God of Israel was able to rescue them from the flames. Nebuchadnezzar saw for himself a fourth figure in the fire and said, "The fourth one looks like one of the gods" (Daniel 3:25). As a result, Nebuchadnezzar issued a new decree: no one was allowed to disparage the God of Shadrach, Meshach, and Abednego. The three men were promoted to positions of power.

It is important to note that the Bible does not promise we will always be rescued from harm. What's important is staying faithful to God. It's important to stand for what we know to be true. Even if you do something others don't like, being honest and trusting God is a great idea. The Bible describes truth as a belt. Belts hold things up and keep things secure. God is a faithful rescuer, and the truth holds us up in times of trouble.



Bible Story

**Shadrach, Meshach, and
Abednego Stand True**
Daniel 3

Castle Callout

Armor Up with Truth!

Teacher Tip

This Bible Background feature is a supplemental aid provided to give you context for each session's story before you teach it. ***You may share this information with your Knights, if desired, but it is not a recommended portion of the intended lesson.***

Additional Bible Reading

Daniel 1

Ephesians 6

Make-It-And-Take-It Bible Craft

Belt of Truth

Purpose

Knights will create a part of the Armor of God to help them remember their quests from VBS.

Preparation

Write the name of each Knight on the inside of the ribbon using a strip of masking tape.

Directions



Step 1: Glue the letters TRUTH onto the belt.



Step 2: Use a variety of craft supplies to decorate the belt.



Bible Story













**Shadrach, Meshach, and
Abednego Stand True**

Daniel 3

Castle Callout

Armor Up with Truth!

Materials

-  white or cream colored material, 2¼" width and around 50" length
-  school glue
-  letters to spell TRUTH
-  felt
-  foam sheets
-  scissors
-  masking tape
-  markers
-  **Stay-Put Stickers** (optional)
-  **Stencils Set** (optional)
-  glitter
-  red and yellow beads (optional)

Bible Tie-In

In our Bible story today, three friends stayed true to their belief in God. Using red, orange, and yellow colors is a way to illustrate the fire from the Bible lesson as well as connecting with the Armor of God. Think of a time when God helped you be strong and tell the truth.



Bible Story








**Shadrach, Meshach,
and Abednego Stand
True**

Daniel 3

Castle Callout

Armor Up with Truth!

Materials

-  tall clear vase or jar
-  clear bowl
-  pillar candle that is no taller than the bowl
-  vinegar
-  baking soda
-  matches
-  cloth or paper towel

Safety Tip

Tie up long hair and loose clothing before lighting matches. Have a cloth on hand to wipe up spills to avoid slip/fall hazards.

As this experiment requires the use of a flame, we recommend this experiment as demonstration only with younger Knights and under close supervision with older Knights.

Experiment 1

Invisible Fire Extinguisher

I. Preparation

Gather materials.

Test the experiment beforehand to determine the right amount of baking soda and vinegar for your large vase or jar. You want the bubbles to rise to about $\frac{3}{4}$ of the height of the jar. Start with 1 tablespoon of baking soda and $\frac{1}{2}$ cup of vinegar and adjust amounts as needed.

II. Introduction

Say Something Like: **In today's story, God sent help to Shadrach, Meshach, and Abednego in the fiery furnace and protected them from the heat of the fire. We are not going into a fire; we are going to put out a fire in a way that is different from what you may have seen before.**

Ask: **What are some ways that people put out fires?**

Ask: *(show materials)* **Do you see anything here that would help put out a fire?**

III. Experiment

Step 1. Place the pillar candle in the bowl and light it.

Step 2. Mix approximately 1 tablespoon of baking soda and $\frac{1}{2}$ cup of vinegar in the large vase or jar. Watch until the bubbling reaches its peak and begins to subside.

Step 3. Tilt the jar over the lit candle as if you were going to pour the mixture onto the candle, but do NOT actually let the liquid come out of the jar. You are allowing the gas that has collected above the liquid to fall onto the candle. What happens?

Step 1



Step 2



Step 3





IV. Side Quest:

Knights can perform a similar experiment themselves. Divide your group into teams, if needed. Give each team a birthday candle, a lump of clay, a punch cup, baking soda, and vinegar. They will use clay to place a birthday candle inside a punch cup and sprinkle two large pinches of baking soda around the candle. An adult should light the birthday candle, and then Knights can pour about 3 tablespoons of vinegar into the bottom of the cup. The same reaction will take place, with the carbon dioxide filling the cup until the candle goes out.

V. How does it work?

When vinegar and baking soda mix, they have a chemical reaction. As part of the reaction, a gas called carbon dioxide is formed. Carbon dioxide is more dense than oxygen, so when you pour the carbon dioxide over the candle, it sinks into the bowl and pushes out the oxygen. Fire needs oxygen to burn, so the candle goes out. This is the same principle at work in carbon dioxide fire extinguishers.





VI. Bible Tie-in

Fire can be scary! In today's story, God protected the three friends from the fire. God is also at work with people today, giving us the knowledge to protect ourselves with inventions like fire extinguishers, fireproof fabrics, sprinkler systems, and smoke alarms. It's important to be safe and protected, but it is good to know that just like for Shadrach, Meshach, and Abednego, our God is with us and watching over us.






Frosted Furnace

Bible Story Snack

Ingredients

-  strawberry-flavored toaster pastries
-  crystal sugar or sanding sugar: red, yellow, and orange
-  white frosting
-  Teddy Grahams® snacks

Directions

-  Give each Knight a paper plate. Have Knight place the toaster pastry on the plate.
-  Allow Knight to spread toaster pastry with thin layer of frosting.
-  Give each Knight a small amount of crystal sugars or sanding sugars in a bathroom-sized paper cup and a plastic spoon. (Use colors such as red, yellow, and orange to represent the fire from the Bible lesson.)
-  Have each Knight sprinkle or spoon the sugars over the frosting.
-  Place a dab of frosting on back of teddy bears and place them “in the fire.”







Bible Story

**Shadrach, Meshach, and
Abednego Stand True**
Daniel 3

Castle Callout

Armor Up with Truth!

Materials

-  craft sticks or other child-safe spreaders
-  3 oz. sized paper cups
-  plastic spoons
-  paper plates

Reflection Time Journaling

Younger Knights

First and second graders complete the **Younger Elementary Reproducible Fun Page** on page 9.

As Knights are journaling, discuss the following questions.

- ❏ **When did King Nebuchadnezzar want the people of his kingdom to bow to his statue?** (*when the special music played*)
- ❏ **Why do you think Shadrach, Meshach, and Abednego wouldn't bow?** (*They knew their God was the one true God.*) **Do you think you would have bowed?**
- ❏ **How do you think Shadrach, Meshach, and Abednego felt when they saw God's messenger in the fire?**

In the end, King Nebuchadnezzar learned the truth about the God of Shadrach, Meshach, and Abednego. He learned that their God—our God—would rescue them and stay with them in times of need and help them be strong.

Speaking of being strong, who can say our Banner Verse with me? (*"Be strong in the Lord and in the strength of his power." Ephesians 6:10*)

If you wonder how you can stand up for what is true like Shadrach, Meshach, and Abednego, remember that you don't have to do it alone. Like our Banner Verse says, you can be strong in the Lord and in the strength of God's power.

Older Knights

Third through sixth graders complete the **Older Elementary Reproducible Fun Page** on page 10.

As Knights are journaling, discuss the following questions.

- ❏ **What law was passed that Shadrach, Meshach, and Abednego would not obey?** (*Everyone must bow to King Nebuchadnezzar's gold statue when the special music played.*)
- ❏ **Why do you think they wouldn't obey this law?** (*They wouldn't bow to any god but their God.*)
- ❏ **Do you think there are laws today that people who follow God might not want to obey?**
- ❏ **What might make someone who follows God feel they should not obey a law?**
- ❏ **Can you think of some ways you might want to stand up for truth?**

Because Shadrach, Meshach, and Abednego stayed true to their God, King Nebuchadnezzar learned that their God—our God—would stay with them in time of need and help them be strong.

Speaking of being strong, who can say our Banner Verse with me? (*"Be strong in the Lord and in the strength of his power." Ephesians 6:10*)

Like Shadrach, Meshach, and Abednego, you might be an example to others of how God can help you stand true and be strong in the Lord and in the strength of God's power if you will trust God to be with you.

Closing Prayer

Dear Knights of North Castle, before I bid thee farewell, let us join together in prayer.

Invite the students to stand and march in place as they echo each line of this prayer, to the cadence of “Sound Off” or “The Duckworth Chant.”

God is caring, God is kind.

God is caring, God is kind.

Giving love and peace of mind.

Giving love and peace of mind.

We can follow God’s own way,

We can follow God’s own way,

By sharing, caring every day,

By sharing, caring every day.

Sound off.

Amen.

Sound off.

Amen.

Bring it on down.

Amen. Amen. Amen. Amen!



Bible Story

Shadrach, Meshach, and

Abednego Stand True

Daniel 3

Castle Callout

Armor Up with Truth!

Teacher Tip


Explain to the Knights that they will say “Amen” after you say “Sound off” and “Amen. Amen. Amen. Amen!” after you say “Bring it on down.”

Bible Story



Shadrach, Meshach, and Abednego Stand True (Daniel 3)

Find and circle all the silly things in this scene.



Banner Verse



Ephesians 6:10 (NRSV)


A word is hidden in each line of letters. Find each word and find where it fits on the lines below (in order). We've given you the first word.

T O O E D O G O F K N B U W M C
 U H B L O D L O R D M K S B R J
 Z O X P Y W D A F B E X U Q P R
 S T R O N G W R T Y G C V S A E
 U Y H i N M V Z S Q P L K D B N
 J K T H A V X Z Q W R T H E i P
 F R S T R E N G T H M E Q O i S
 H N B A N D M C X E R T Y O L K
 O M B V X C D P O W E R U Y X Z
 R U N O G N i J A i N W X Z M L
 G T H E J i F D C B Q W Z X N A
 G N M V C A S D W E R H i S B X

B E _ _ _ _ _ _ _ _ _ _

_ _ _ _ _ _ _ _ _ _

_ _ _ _ _ _ _ _ _ _ !



TAKE-HOME PAGE

CASTLE CALLOUT

Armor Up with Truth!



FAMILY FOLLOW-UP

Let's think of some ways God's strength helps us speak the truth and stand up for it.

Session

1

BIBLE STORY

Shadrach, Meshach, and Abednego Stand True
Daniel 3

Our first Bible lesson is from the Old Testament. In the book of Daniel, we find three young Jewish men—Shadrach, Meshach, and Abednego—who had been taken into the service of King Nebuchadnezzar. Shadrach, Meshach, and Abednego found favor with King Nebuchadnezzar, but fell out when the king commanded everyone to worship an idol. The three young men said they would only worship God! Because of their decision, the king sentenced them to death and had them put in a fiery furnace. Their faith in God remained strong, however, and God kept them safe. When the king saw that God protected Shadrach, Meshach, and Abednego in the fiery furnace, he made a law that no one would disparage the God of these three young men.

BANNER VERSE

Be strong in the Lord and in the strength of his power.
Ephesians 6:10

Today I discovered that I am God's Knight and I am on a quest in search of the King's Armor at VBS! Coming next time at VBS, David Defeats Goliath! Can't wait to see you!

VBS
UPDATE



**BE STRONG IN THE LORD AND IN THE
STRENGTH OF HIS POWER! EPHESIANS 6:10**

